

Daily Stock Report

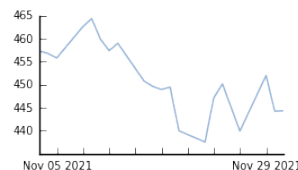
UnitedHealth Group Incorporated

Daily report for close: Wednesday 01 Dec 2021

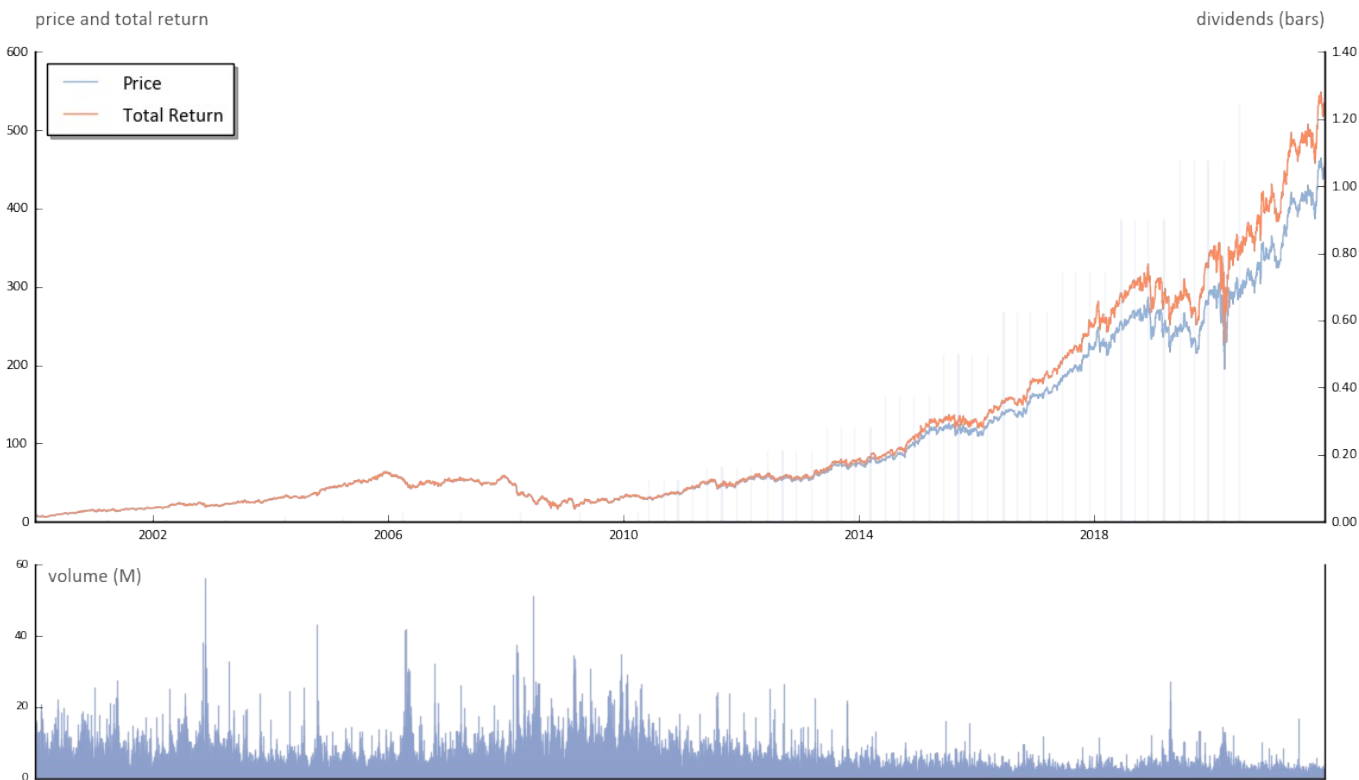
Summary

Country	US	Exchange	NYSE
Ticker	UNH	Sector	Health Care - Medical Specialities
Close	444.34 (+0.12)	52 Wk High/Low	464.35 / 324.34
Mkt Cap	\$293.5B	Last Dividend	\$1.25 on 19 Jun 2020


20 Day Chart



Performance



Monthly Performance Heatmap



Statistics

Ticker	Price Data							Total Return			Div Yield
	1d	1m	3m	12m	MTD	QTD	YTD	3Y	5Y	10Y	
UNH	0.0%	-2.2%	6.5%	30.2%	0.0%	13.7%	26.7%	61.9%	192.1%	952.9%	0.0%
SPY	-1.1%	-2.1%	-0.3%	23.1%	-1.1%	5.0%	20.5%	64.4%	111.5%	312.1%	0.0%
QQQ	2.1%	14.2%	27.5%	58.0%	9.8%	17.9%	37.3%	107.8%	190.0%	608.3%	0.0%
IWM	-0.6%	6.4%	12.0%	5.7%	5.5%	8.5%	-6.2%	13.5%	42.4%	187.3%	0.0%
UNH	0.0%	-2.2%	6.5%	30.2%	0.0%	13.7%	26.7%	61.9%	192.1%	952.9%	0.0%
ANTM	-0.4%	-5.6%	9.5%	28.9%	-0.4%	8.5%	26.0%	42.1%	191.5%	512.7%	0.0%
CI	-2.3%	5.9%	25.0%	37.9%	4.7%	7.8%	25.2%	50.1%	99.9%	448.1%	0.0%