

Daily Stock Report

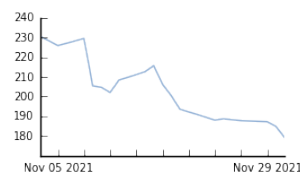
PayPal Holdings, Inc.

Daily report for close: Wednesday 01 Dec 2021

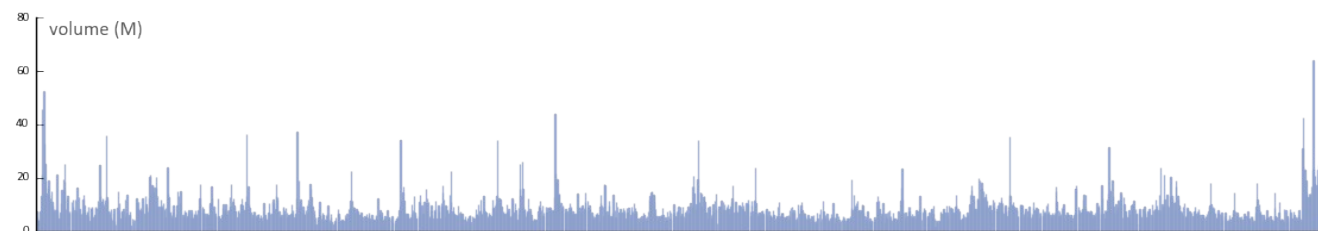
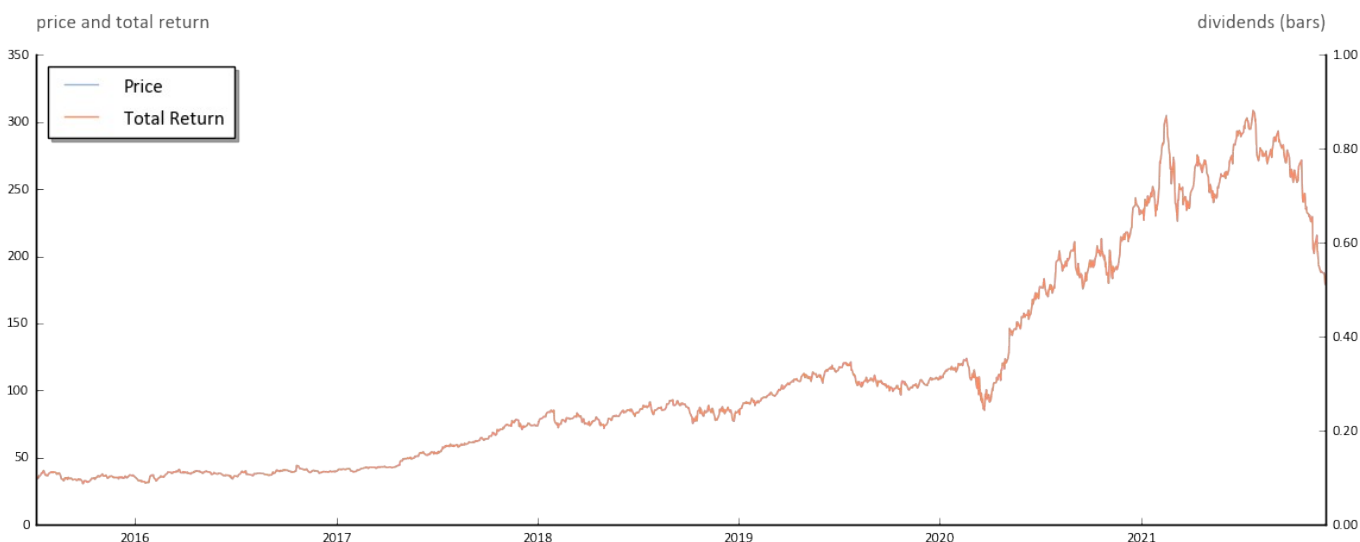
Summary

Country	US	Exchange	NASDAQ
Ticker	PYPL	Sector	Miscellaneous - Business Services
Close	179.32 (-5.57)	52 Wk High/Low	308.53 / 179.32
Mkt Cap	\$238.7B	Last Dividend	0

20 Day Chart



Performance



Monthly Performance Heatmap



Statistics

Ticker	Price Data							Total Return			Div Yield
	1d	1m	3m	12m	MTD	QTD	YTD	3Y	5Y	10Y	
PYPL	-3.0%	-22.5%	-37.5%	-17.2%	-3.0%	-31.1%	-23.4%	109.0%	367.7%		0.0%
SPY	-1.1%	-2.1%	-0.3%	23.1%	-1.1%	5.0%	20.5%	64.4%	111.5%	312.1%	0.0%
QQQ	2.1%	14.2%	27.5%	58.0%	9.8%	17.9%	37.3%	107.8%	190.0%	608.3%	0.0%
IWM	-0.6%	6.4%	12.0%	5.7%	5.5%	8.5%	-6.2%	13.5%	42.4%	187.3%	0.0%
BABA	-4.0%	-28.0%	-29.3%	-53.6%	-4.0%	-17.3%	-47.4%	-23.9%	36.3%		0.0%
V	-1.9%	-10.5%	-17.4%	-10.0%	-1.9%	-14.6%	-13.1%	35.4%	158.3%	726.1%	0.0%
MA	-2.7%	-8.3%	-12.4%	-9.6%	-2.7%	-11.9%	-14.2%	54.0%	213.1%	779.8%	0.0%