

# Daily Stock Report

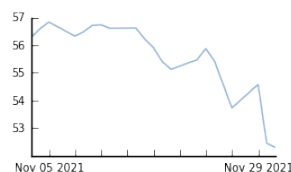
## Coca-Cola Company (The)

Daily report for close: Wednesday 01 Dec 2021

### Summary

Country	US	Exchange	NYSE
Ticker	KO	Sector	Consumer Non-Durables - Beverages (Production/Distribution)
Close	52.30 (-0.15)	52 Wk High/Low	57.48 / 48.15
Mkt Cap	\$206.9B	Last Dividend	0.41c on 12 Jun 2020

### 20 Day Chart



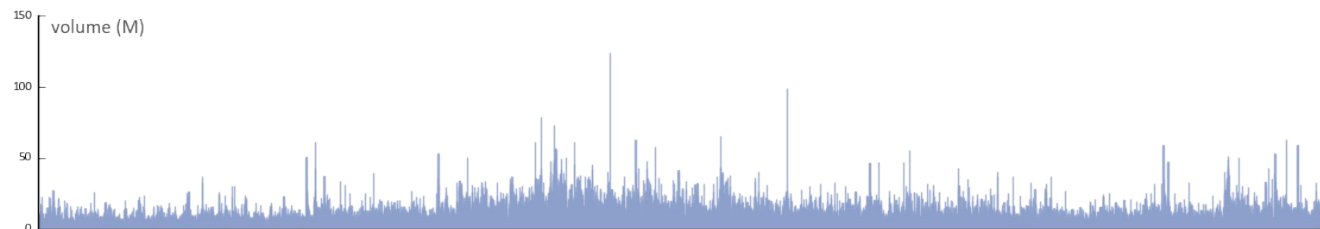
### Performance

price and total return

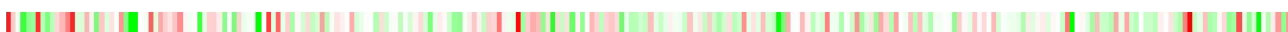


dividends (bars)

volume (M)



Monthly Performance Heatmap



### Statistics

Ticker	Price Data							Total Return			Div Yield
	1d	1m	3m	12m	MTD	QTD	YTD	3Y	5Y	10Y	
KO	-0.3%	-6.9%	-7.7%	0.5%	-0.3%	-0.3%	-4.6%	8.0%	47.4%	105.9%	0.0%
SPY	-1.1%	-2.1%	-0.3%	23.1%	-1.1%	5.0%	20.5%	64.4%	111.5%	312.1%	0.0%
QQQ	2.1%	14.2%	27.5%	58.0%	9.8%	17.9%	37.3%	107.8%	190.0%	608.3%	0.0%
IWM	-0.6%	6.4%	12.0%	5.7%	5.5%	8.5%	-6.2%	13.5%	42.4%	187.3%	0.0%
KO	-0.3%	-6.9%	-7.7%	0.5%	-0.3%	-0.3%	-4.6%	8.0%	47.4%	105.9%	0.0%
PEP	0.2%	-0.7%	1.4%	9.6%	0.2%	6.5%	8.0%	31.3%	66.2%	197.0%	0.0%
BUD	-1.4%	-9.2%	-11.8%	-19.0%	-1.4%	-2.6%	-21.4%	-26.1%	-40.4%	14.0%	0.0%